

Aisle Style

Five fantastic looks with mom in mind

PRODUCED BY ELLEN GUTIERREZ | PHOTOGRAPHED BY DAVID LANCASTER



ORCHID AND ROSE SHOULDER CORSAGE BY ARTISTRY FLORIST



DIAMOND EARRINGS WITH DIAMOND JACKETS, \$3,750 FROM GLENN BETZ AND ASSOCIATES



VALENTINO SHOES, \$645 FROM NEIMAN MARCUS



TERI JON SUIT AVAILABLE AT SAKS FIFTH AVENUE



VINTAGE CUSTOM DESIGNED CHINESE SILK HANDBAG WITH PEARL AND ENAMEL FRAME BY CHRISTINE OF DETROIT CIRCA 1940 (HEIRLOOM FAMILY PIECE)

Neutral

DRESS PHOTO COURTESY OF TERI JON

Purple



AMETHYST SQUARE CUSHION CUT EARRINGS, \$250 AND PRINCESS CUT PENDANT ON GOLD CHAIN, \$550 FROM GLENN BETZ AND ASSOCIATES



GOLD CHANNEL SET DIAMOND BRACELET, \$4,100 FROM GLENN BETZ AND ASSOCIATES




JOVANI GOWN AVAILABLE AT DISTINCTIONS



KATE SPADE GLITTER PUMPS, \$325



KATE SPADE HANDBAG, \$250



ORCHID NOSEGAY BY PETALS GALORE

DRESS PHOTO COURTESY OF JOVANI

Bronze

DAYMOR GOWN
AVAILABLE AT
DISTINCTIONS




ORCHID CORSAGE FROM
THORN STUDIO LLC

*A dress with
dramatic details
only needs a few
elegant, well-chosen
accessories.*



VALENTINO SHOES, \$645
FROM NEIMAN MARCUS

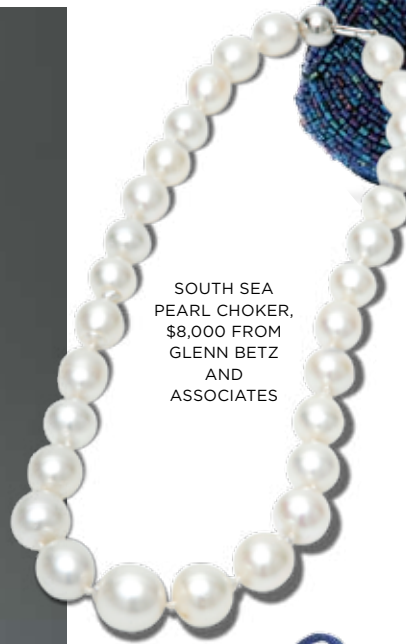


JUDITH LEIBER CLUTCH, \$2,295
FROM NEIMAN MARCUS

DRESS PHOTO COURTESY OF DAYMOR

Navy

TERI JON GOWN
AVAILABLE AT SAKS
FIFTH AVENUE



SOUTH SEA
PEARL CHOKER,
\$8,000 FROM
GLENN BETZ
AND
ASSOCIATES



VINTAGE BEADED HANDBAG BY
CHARLET OF NEW YORK, CIRCA
1950 (HEIRLOOM FAMILY PIECE)



ROSE AND CRYSTAL CORSAGE
FROM RW DESIGNS



KATE SPADE
GLITTER SHOES, \$325



FRESHWATER PEARL
BRACELET, \$450 FROM
GLENN BETZ AND
ASSOCIATES



PEARL DROP EARRINGS,
\$1,500 FROM GLENN BETZ
AND ASSOCIATES

DRESS PHOTO COURTESY OF TERI JON

Platinum



DAYMOR DRESS
AVAILABLE AT
DISTINCTIONS



KATE SPADE SHOES, \$325



GRAY/BLUE BAROQUE
PEARL NECKLACE AND
MATCHING BRACELET, \$185
FROM ROSS SIMONS



KATE SPADE
GLITTER CLUTCH, \$55

DRESS PHOTO COURTESY OF DAYMOR

Must-haves



QUIMICA ALEMANA NAIL HARDENER, \$3.48 FROM AMAZON



FAB FEET SHOE CUSHIONS, \$5.29 FROM TARGET



ASSETS SHAPEWEAR BY SPANKS, \$23 FROM TARGET



OPI NAIL POLISH, \$8.50 FROM TARGET



MATRIX WONDER BOOST ROOT LIFTER, \$16 FROM BRIDAL HAIR BY MARILYN

Mother-of-the-Bride/ Mother-of-the-Groom TIPS

1 Sometimes the hardest part about finding the perfect dress for you daughter's or son's wedding is taking the first step and that step is trying on a dress. Jump in, try on dresses, ask the sales person to make a few suggestions, she knows their inventory and how they will flatter your body type. Tell her what you are comfortable wearing, what time the wedding and reception are and how formal or informal the wedding and reception are going to be. You may not know what the perfect dress is going to look like so try them on, even the ones you never think will work; you might be surprised.

2 Who goes first? The mother-of-the-bride chooses her dress first and then the mother of the groom chooses hers, while respecting the choice of the mother of the bride and the bride.

3 Mother-of-the-Bride, although it is your dress and your choice, please respect the wishes of the bride. Remember how you hoped the bride would listen to your opinions when she was choosing her wedding dress? Well now she is hoping the same thing.

4 Mother-of-the-Groom, I suggest you include the bride when you are choosing your dress or, at the end, before making your purchase. I have a friend whose mother-in-law to be asked the bride to join her to finalize her mother-of-the-groom dress choice. When she showed the bride her number one choice it was the same dress the mother-of-the-bride had already purchased! By sharing this moment with the bride a very awkward situation was averted.

5 When choosing your shoes there are three things to consider: **comfort, comfort, comfort.** If your dress is long who the heck is really going to see your shoes. We all want to wear the shoes that make our legs look the best and our silhouette the most flattering but then by the end of the father-daughter dance your feet are bloody stumps. Accept the fact that you are going to be on your feet a lot and you

cannot enjoy this all important day if your feet hurt so, choose comfortable shoes and have a back up pair of more comfortable shoes waiting under your dinner table.

This goes for the bride too. I had a very smart bride who slipped into the most divine pair of Ugg slippers, yes slippers, for her reception and no one, but the two of us, ever knew it happened. She was careful to choose her wedding shoes, and comfy shoes, with the same heel height so she was not tripping over her dress after she changed her shoes.

6 Some mothers-of-the-groom are privileged enough to be included in many of the vendor and planning meetings and, I cannot stress how lucky you are; but, with that privilege comes responsibility. If your opinion is solicited then offer it, gently, but honestly. And if it is not, then do not offer it. You may not realize how powerful even the most innocent comment might be.

7 Don't get hung up on the size of a dress. Pick a dress that flatters you, you are comfortable in and that you love. Size is just a number and it should not define you. Plus you can always cut the tag out, then the size becomes a deep dark secret and no one will ever know.

8 Although prints are popular this year I don't recommend them for your "mother of" dress. Prints can be distracting in photographs and not the perfect look you will want in the wedding pictures.

9 Photography tends to flatten your hair. Although I am not suggesting you inflate your hair to a balloon like proportion, a small amount of height will be more flattering.

10 Weddings are emotional times and I encourage all mothers sharing this special time with their child to enjoy the experience. In the big picture buffet vs. sit down dinner, pink vs. purple, long vs. short dresses just doesn't matter. What matters is your child is marrying the person they love and you are sharing that experience with them. Lucky you.